

Parental Involvement

Middle School Literacy Novel Units

The North Dakota State Parent Information Resource Center (NDPIRC) and the North Dakota Department of Public Instruction are pleased to provide schools with a CD of Parental Involvement Middle School Literacy Novel Units.

Literacy is fundamental for learning in school and is the foundation for succeeding in life. The Title I and Special Education units are proud to sponsor this project in collaboration with NDPIRC.

During the summer of 2010, NDPIRC contracted with three North Dakota educators to create Parental Involvement Middle School Literacy Novel Units for grades 6-8. Each CD is filled with numerous grade level activities and ideas for promoting literacy in the home. We would like to acknowledge and commend the three exemplary educators who helped create this resource for North Dakota school personnel.

- ◆ Bethany Higdem, Wahpeton
- ◆ Danette Brown, Minot
- ◆ Rebecca Pitkin, Dickinson

Every middle school in the state of North Dakota is receiving one CD with Parental Involvement Middle School Literacy Novel Units to share among all staff in the building. The American Recovery and Reinvestment Act (ARRA), signed by President Obama in February 2009, provides a significant amount of additional funds for local school districts. These funds create an unprecedented opportunity for educators to implement innovative strategies in schools that improve education for at-risk students and close the achievement gaps. Schools are encouraged to use their Title I and Special Education ARRA funds to make duplicate copies of the literacy activities on the CD for grades 6-8.


If you have any questions regarding this project, please contact either the Department of Public Instruction or NDPIRC.

North Dakota Department of Public Instruction
Title I Office/Special Education Office
Dr. Wayne G. Sanstead, State Superintendent
600 E. Boulevard Ave., Dept. 201
Bismarck, ND 58505-0440
888-605-1951

North Dakota State Parent Information
Resource Center (NDPIRC)
1600 2nd Ave. SW, Suite 29
Minot, ND 58701-3459
888-763-7277

Holes

By Louis Sachar



Online Resources

Online questions and activities by chapter: <http://www.mce.k12tn.net/reading39/holes.htm>

Review questions by chapters and vocabulary review: <http://library.thinkquest.org/J0113061/>

Fun activities: <http://www2.scholastic.com/browse/unitplan.jsp?id=206>

Tons of resources: <http://eduscapes.com/newbery/99a.htm>

Math with Holes: <http://library.thinkquest.org/J0113188/>

Cause and effect printable activity:

http://disney.go.com/disneyvideos/liveaction/holes/dig_deeper/pdfs/Holes_Chain_Adaptation.pdf

Holes match up challenge: <http://www2.scholastic.com/browse/lessonplan.jsp?id=529>

Holes treasure hunt: <http://www.scholastic.com/holes/treasurehunt.htm>

Title of Novel: Holes

Title and Purpose of Activity: Discussion of Life

Parent Engagement Strategy: Together the parent and child will discuss possible career choices for the child, goals to reach this, and brainstorm what they know about that career choice.

Rationale for Activity: Through completion of this activity the reader will be making a connection with the characters in the novel. The reader will become more actively involved, understanding how the characters feel and the motivation behind their actions.

Standards/Benchmark Targeted:

7.3.5. Use prewriting strategies to create a draft emphasizing details.

Book Title: Holes

Author: Luis Sachar

Materials: Internet

Directions for use: After Stanley finishing digging he finds everyone in a circle discussing their lives. Mr. Pendanski was telling the boys they can accomplish anything if they set their mind to it.

What does Stanley want to do with his life? (F.B.I.)

What does Magnet want to do with his life? (Vet, animal trainer)

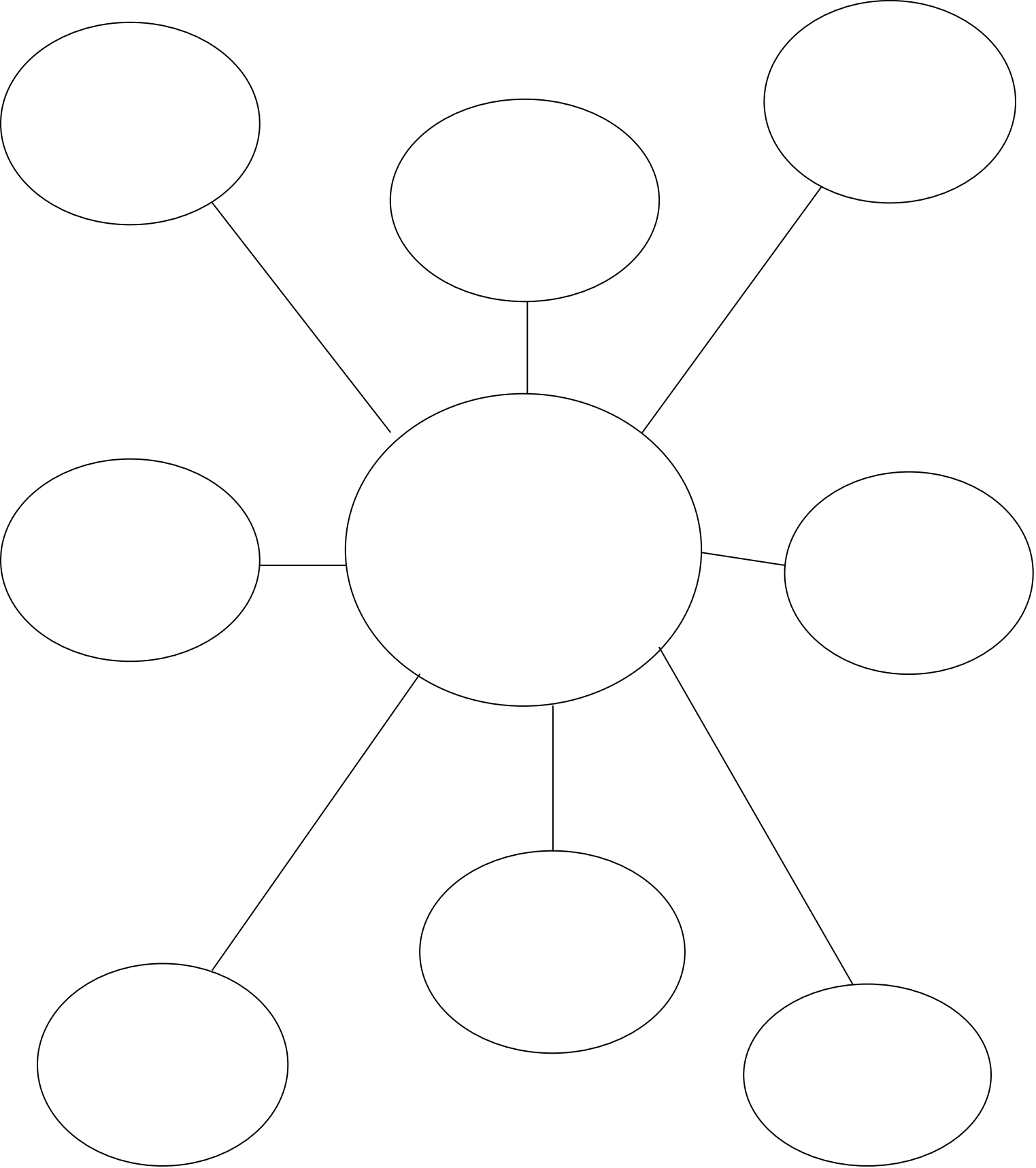
When asked, what does Zero want to do with his life? (dig holes)

What do you think Mr. Pendanski is trying to get the boys to think about?

Discuss what you would like to do with your life when you get older. What are some steps you can take now to reach that goal?

With your parent, complete the prewriting activity attached. Utilize the mind map to write down what you know about the career choice you want to follow. Your parent can write them down as you brainstorm aloud. Take the mind map and write or type a paragraph about your future career choice.

My Career Choice



Title of Novel: Holes

Title and Purpose of Activity: Picturing and Understanding the Setting

Parent Engagement Strategy: Together the parent and child will create a picture describing the setting. The importance of water will be discussed and a log will be kept of their water usage. They will conduct research on the internet for more information on water usage.

Rationale for Activity: Understanding the setting is an important aspect of this novel. Having a good understanding of the setting assists the reader in comprehension. The reader will build further knowledge on the importance of water for living things and how much water they use. This will develop their understanding of the overall storyline.

Standards/Benchmark Targeted:

7.1.2. Use a variety of sources, such as computer catalogs, magazines, and newspapers, to access information.

7.2.4. Use prior knowledge and experiences to aid text comprehension.

Book Title: Holes

Author: Louis Sachar

Materials: paper, colors, pencil, internet

Directions for use: The setting is where the story takes place, including as many details as possible will help you understand what is happening. Draw a picture of the setting including as many details as possible.

Camp Green Lake is located in a barren region of Texas. The camp is one hundred miles from the nearest water source. Water is brought to camp by a truck.

Discuss the importance of water for living things. Talk about where water comes from (rain, snow, mountain runoff, natural springs, and lakes) and the different demands for water, including irrigation, drinking, sanitary needs, and recreation. Discuss why it is important to conserve water and whether or not there are any water restrictions in your community.

Make a chart to keep a daily log of how many times you use water during the day, how much water is used, and for what purpose it is used for. If needed use the following approximate water usages: taking a bath 50 gallons, flushing the toilet 3 gallons, taking a shower 35 gallons, brushing your teeth 1 gallon, washing dishes in the sink 2 gallons per minute, washing dishes in the dishwasher 25 gallons, washing your hands 1 gallon, washing a load of clothes in a clothes washer 30 gallons. Track this for a couple days then total up the amount of water you have used in those days. Discuss suggestions for how you could conserve water daily. Visit water.usgs.gov for more information on water resources and data.

Discuss why you think the camp has no fences or guards? Is there a way the boys might escape?

After discussing these two questions, describe the camp using your senses. Talk about color, taste, sight, sound, smell, and feelings.

Note to Parent: The setting picture should include the following: log cabin, hammock, scorpions, rattlesnakes, lizards, holes, and a “lake”. Camp Green Lake is no longer a lake. Over a hundred years ago the lake dried up and the people moved away. Now the lake is hot, dry, and flat. The only shade is between two trees where a hammock is, which is only for the warden. There is no town nearby, therefore fences or guards are not needed. The nearest water source is one hundred miles away. There are snakes and scorpions, but if you don’t bother them, they won’t bother you. The worst thing to be bitten by is a yellow spotted lizard as you will die a slow death. Boys who have committed crimes are sent to Camp Green Lake where they dig holes in the hopes they will build character and abide by the law.

Title of Novel: Holes

Title and Purpose of Activity: Holes Bingo

Parent Engagement Strategy: Together the parent and child will play bingo to reinforce the characters of the story.

Rationale for Activity: In the activity the characters of the novel are reviewed through a game. With a novel it is important that comprehension occurs throughout the novel. Therefore, reviewing the material is essential especially for struggling readers. Having a better understanding of the novel will increase overall comprehension for the reader.

Standards/Benchmark Targeted:

7.2.2. Use graphic organizers; summarizing; paraphrasing; and vocabulary building strategies, including context clues, to enhance understanding and aid comprehension of the meaning of texts.

Book Title: Holes

Author: Louis Sachar

Materials: Holes bingo card, bingo dauber or markers, scissors

Directions for use: Fill out the bingo card with the character names listed on the attached sheet. Cut out the descriptors of the characters and place them in a container. Draw a descriptor out of the container and cover the character it describes. First person to Bingo wins!

HOLES CHARACTER BINGO

Place the name of 16 Holes characters in the spaces below. First person to get 4 characters covered across, down, or diagonal wins.

Stanley	Poor, overweight, innocent of a crime he is being punished for
Mrs. Bell	Math teacher at school who embarrassed Stanley about his weight
Stanley Yelnats III	Working on an invention for food odor
Mr. Sir	Mean guard, wears a cowboy hat and sunglasses, eats sunflower seeds
Mr. Pedanski	The counselor, nicknamed “mom”, kind to the boys

X-Ray	Has the “shorter” shovel, has glasses, is small, and doesn’t see well
Squid	Cries at night but denies it, he is sorry for what he did to get to Camp Green Lake
Magnet	A good thief, steals the sunflower seeds
Zig – Zag	He won’t lift up another boy’s dirt, he is selfish
Zero	He is the smallest, always the first done digging – he likes to dig holes, can’t read or write
Warden	Tall woman, freckles, cowboy clothing, red, hair, bossy

Kate Barlow	The Kissing Bandit
Stanley Yelnat II	Made a fortune in the stock market, was robbed by the Kissing Bandit
Elya Yalnats	The no-good-dirty-rotten-pig-stealing- great-great-grandfather
Madame Zeroni	One-legged Egyptian gypsy woman, taught the “If only” song
Myra	Pretty girl from Latvia Stanley’s great- great-grandfather was in love with

Title of Novel: Holes

Title and Purpose of Activity: Spiced Peaches

Parent Engagement Strategy: Together the parent and child will engage in a cooking activity to make the sploosh referred to in the novel.

Rationale for Activity: The parent and child will engage in a cooking activity to make the sploosh referred to in the novel. This activity will build a meaningful connection between the student and the novel. Building these connections engages the reader and helps build a clearer picture in their head keeping them focused.

Standards/Benchmark Targeted:

7.2.4. Use prior knowledge and experiences to aid text comprehension.

7.2.5. Read to be informed, entertained, and persuaded.

7.2.6. Read to develop life-long reading skills and habits.

Book Title: Holes

Author: Luis Sachar

Materials: peaches, sugar, vinegar, cinnamon bark, water, pot, jar

Directions for use: Spiced peaches were the prize recipe by Kissing Kate Barlow. This was also the “sploosh” Zero and Stanley survived on in the desert. Make your own spiced peaches with the following recipe:

Spiced Peaches: Yield 4 servings to 7 pounds of peaches.

Take 3 pounds of sugar and 1 quart vinegar, spice with cinnamon bark.

Boil the sugar, spice, and vinegar together..

After they are well boiled, put in the peaches and leave in until tender.

Pour them in a jar. Once cooled it is ready to eat.

Title of Novel: Holes

Title and Purpose of Activity: Persuasive Paragraph

Parent Engagement Strategy: The parent and child will create persuasive paragraphs and proofread each other's work.

Rationale for Activity: In the activity the parent and child will create a persuasive paragraph presenting an argument to convince the reader to accept their point of view. Reading and reacting to the opinions of others helps shape readers' beliefs.

Standards/Benchmark Targeted:

7.3.3. Produce persuasive writing; e.g., business letters, essays, opinions.

7.3.9. Edit for grammar, mechanics, usage, and spelling.

Book Title: Holes

Author: Luis Sachar

Materials: paper, pencil

Directions for use: Discuss your feelings about the following scenario. Sam was shot by Trout Walker for committing the crime of kissing Kate. This was illegal because Sam was black and Kate was white. However, Kate was not shot because she was white. Write a paragraph persuading the reader stating the reasons the reader should agree with you. Have the paragraph proofread and made necessary changes. Read the paragraph aloud and allow the other person time to respond to your thoughts.

Title of Novel: Holes

Title and Purpose of Activity: “Sploosh” Design

Parent Engagement Strategy: The parent and child will each make a design for the “sploosh” jar.

Rationale for Activity: This activity allows creativity to be shown by taking the details from the story and displaying them in a picture. Enjoyment from the activity increased the reader’s motivation.

Standards/Benchmark Targeted:

7.2.4. Use prior knowledge and experiences to aid text comprehension.

7.2.5. Read to be informed, entertained, and persuaded.

Book Title: Holes

Author: Luis Sachar

Materials: paper, markers, computer (optional)

Directions for use: Make your own designs for the “sploosh” jar. This can be done by drawing on paper or designing on the computer.

Note to Parents: Stanley is rescued indirectly by Katherine Barlow. Sam had been paid for his work for Katherine Barlow with jars of her spiced peaches. Stanley and Zero found these jars in the boat when they tried to escape, this was the “sploosh” that had sustained Zero while in the desert. Stanley and Zero drank this under the boat.

Title of Novel: Holes

Title and Purpose of Activity: Famous Inventors

Parent Engagement Strategy: Together the parent and child will match up inventors with their inventions. They will discuss a real world problem and provide solutions to help solve this problem.

Rationale for Activity: Making life connections to the novel engages the reader by creating a clearer picture. It sets a purpose for reading and forces the readers to become actively involved. It also helps the reader understand how the characters feel and the motivation behind their actions.

Standards/Benchmark Targeted:

7.2.10. Explain the relationships between literature and historical periods, cultures, and society.

7.2.4. Use prior knowledge and experiences to aid text comprehension.

Book Title: Holes

Author: Louis Sachar

Materials: note cards, paper, and marker

Directions for use: On an index card write the name of an inventor and on another card write the invention. Mix the cards up and see who can match up the inventor with the invention. You can either take turns matching or see who can match the most. Sample inventors and inventions are listed below

Johannes Gutenberg – letterhead press

Levi Strauss – jeans

Alexander Graham Bell – telephone

Henry Ford – automobile

Thomas Edison – lightbulb

Louis Lumiere – cinema

Alfred Nobel – dynamite

Eli Whitney – cotton gin

Mary Anderson – windshield wiper

Richard Drew – masking tape

After learning about various real world inventors now it is your turn. Identify a problem that an invention could solve. Come up with three different solutions to the problem. Draw a picture or make a model of your invention.

Note to Parent: Stanley's father was an inventor, attempting to discover a way to recycle old sneakers. To be a successful inventor you need three things: intelligence, perseverance, and just a little bit of luck. Stanley's father was smart and had a lot of perseverance. Once he started a project he would work on it for years, often going days without sleep. He just never had any luck. Every time an experiment failed, Stanley could hear him cursing his dirty-rotten-pig-stealing-great-great-grandfather.

Title of Novel: Holes

Title and Purpose of Activity: Onion Facts

Parent Engagement Strategy: Together the parent and child will decide if the uses listed for onions are true or false. Who will win?

Rationale for Activity: Building fun knowledge entertains the reader and increases their motivation.

Standards/Benchmark Targeted:

7.2.4. Use prior knowledge and experiences to aid text comprehension.

7.2.5. Read to be informed, entertained, and persuaded.

Book Title: Holes

Author: Luis Sachar

Materials: attached sheet, paper, pencil

Directions for use: Zero and Stanley climb up the cliff and along the mountain and see weeds and bugs. Why does this comfort them?

Note to Parent: Zero and Stanley realize there must be water near if there these life forms that depend on water.

After Stanley carries Zero up the mountain, Stanley discovers two resources that help sustain them. What are these two resources?

Note to Parent: Stanley finds water and onions

Onions are used various ways. On the attached sheet is a list of uses for onions. Read the uses for onions aloud. Both the parent and child will write down if they think the use is true or false. Compare the answers to the answer sheet at the end. Whoever gets the most correct WINS!

Uses for Onions

Decide if the following uses for onions are true or false.

1. Onions can be used to remove warts by rubbing the raw onion on it.
2. Raw onions can be used as an earache remedy by slicing it in half and putting it over the ear hole.
3. Onions can help stop a person from fainting by putting the onion under their nose.
4. If you have been stung by a bee putting a cut onion on the sting will take the pain away.
5. Onions can be used as insect repellants.
6. Onions can be used to soften up your skin.
7. Onions can be used to remove acne.
8. Onion skins can be used to make colorful dyes.
9. Cut up onions is nutritional food for household plants when you mix it with the soil.
10. Onions can be helpful in removing splinters.

Answers: False: 6,9

Title of Novel: Holes

Title and Purpose of Activity: Reaction Charades

Parent Engagement Strategy: Together the parent and child will play charades acting out different ways they could have reacted to the situation described.

Rationale for Activity: In this activity the reader will put themselves in the shoes of the characters and brainstorm ways they could have reacted. They will act out these reactions while the other person is guessing. Charades is a great way to accommodate all learning styles.

Standards/Benchmark Targeted:

7.2.5. Read to be informed, entertained, and persuaded.

7.2.6. Read to develop life-long reading skills and habits.

Book Title: Holes

Author: Luis Sachar

Materials: index cards, pencil

Directions for use: Stanley and Zero dig out the treasure from the hole where Stanley found the lipstick case. The warden is there and ready to take it and their freedom. Stanley and Zero discover they are in a lizard pit surrounded by lizards. Close your eyes and visualize this situation. How would you handle this situation? Think about the possible consequences to how you react.

Take 3 index cards and write down three different ways you contemplated reacting to the situation without showing the other person. Pick a card and act out a way you could react to this situation. The other person should try guess what is written on your card. Then switch turns until you have gone through all your cards.

Stanley chooses to react by remaining still while the venomous lizards are on him. Discuss why you think the lizards didn't bite Stanley.

Note to Parent: Stanley had been eating onions for a week and thankfully lizards don't care for onion blood.

Title of Novel: Holes

Title and Purpose of Activity: Sequence Chart

Parent Engagement Strategy: Together the parent and child will utilize the story map to draw or write the main events of the novel.

Rationale for Activity: A story sequence chart helps the reader understand and recall the story. This organizer allows students to outline the story telling the main events that took place assisting in comprehension.

Standards/Benchmark Targeted:

7.2.2. Use graphic organizers; summarizing; paraphrasing; and vocabulary building strategies, including context clues, to enhance understanding and aid comprehension of the meaning of texts.

Book Title: Holes

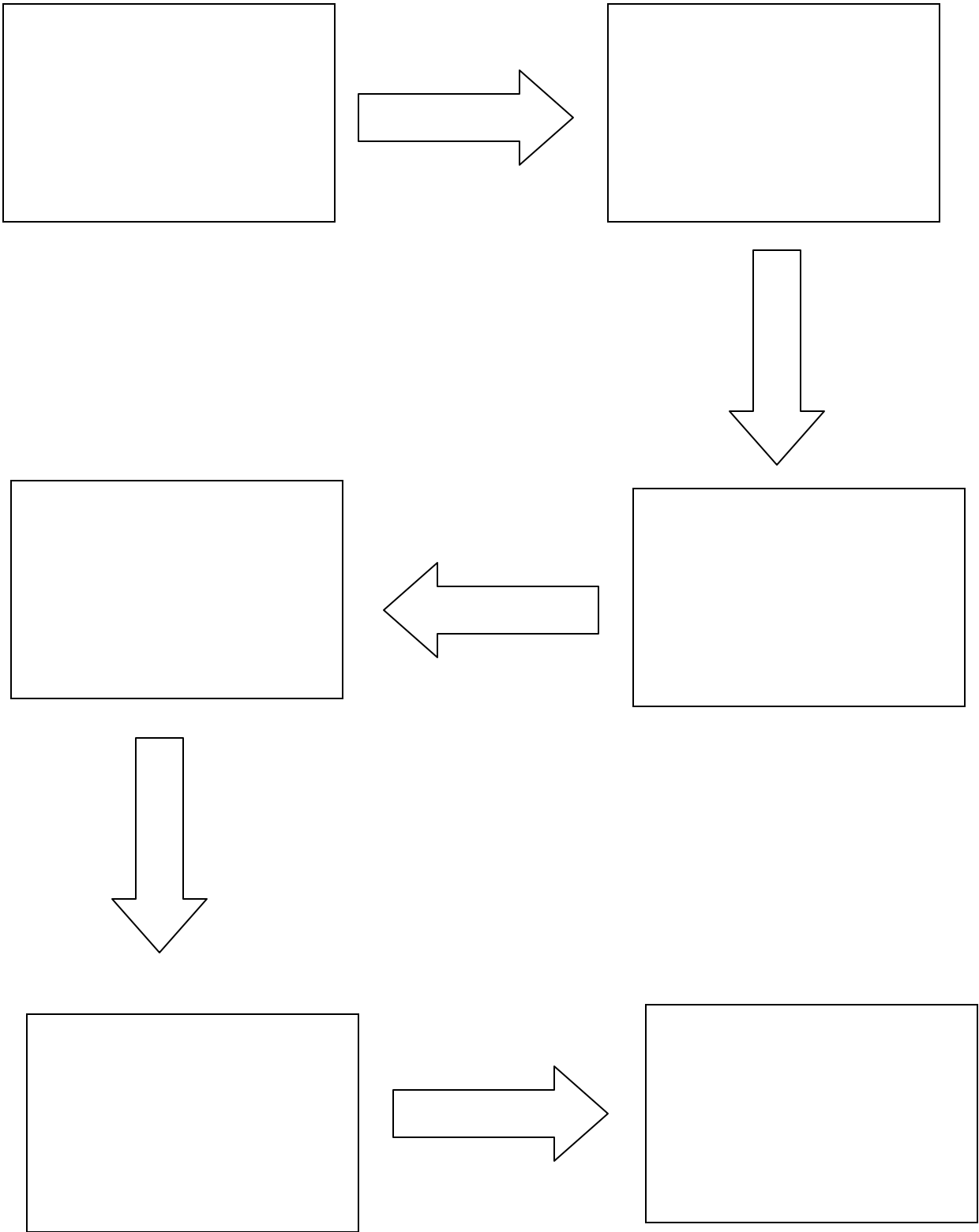
Author: Luis Sachar

Materials: sequence chart (attached), pencil, and markers (optional)

Directions for use: Utilizing the sequence chart attached to summarize the story by writing the main events that took place throughout the novel. You can either write them down or draw them out. Add more boxes if needed.

Use this sequence chart to retell the story to another person.

Holes Sequence Chart



Title of Novel: Holes

Title and Purpose of Activity: Palindrome Fun

Parent Engagement Strategy: Together the parent and child will learn about palindromes, including searching for them in newspapers, making a poster, and playing a game.

Rationale for Activity: Having fun with word play entertains the reader increasing their motivation. A reader's motivation is an important factor in the student becoming a proficient reader. Motivation is especially important in middle school where their motivation declines.

Standards/Benchmark Targeted:

7.2.5. Read to be informed, entertained, and persuaded.

7.1.2. Use a variety of sources, such as computer catalogs, magazines, and newspapers, to access information.

Book Title: Holes

Author: Louis Sachar

Materials: Newspaper or magazine, highlighter, blank paper and computer with internet for additional activities

Directions for use: Stanley Yelnats is a palindrome. A palindrome is a word, phrase, or number that reads the same in both directions. Palindromes date as far back as 79 AD.

Grab a newspaper or magazine article and highlighter and go searching for palindromes. In the next few days keep your eyes open and make a list of all the palindromes you come across.

Make a poster of palindrome phrases. Examples include we sew, nurses run, was it a rat I saw, and never odd or even.

The world's longest palindrome has more than 17,000 words, search the internet to find this incredible palindrome.

Palindrome Plus Game <http://www.flasharcadegameessite.com/24181-Palindrome-Plus.html>

Note to parent: Examples of palindromes: civic, radar, level, rotor, rotator, kayak, reviver, racecar, redder, refer, 582285, 11/02/2011, eye, nun, deed, pop, madam, and toot. Search the internet if more examples are needed.

Title of Novel: Holes

Title and Purpose of Activity: Visualization

Parent Engagement Strategy: Together the parent and child will use visualization to picture the lizards described. They will draw out the lizard to show how they visualized the lizard.

Rationale for Activity: Visualizing strengthens reading comprehension skills as the reader gains a thorough understanding of the text as they create a mental image in their head. Students who use visualization as they read not only have a richer reading experience but can their recalling skills increase. Readers become more involved with the text, increasing motivation, and making the reading experience more meaningful when they use visualization.

Standards/Benchmark Targeted:

7.2.2. Use graphic organizers; summarizing; paraphrasing; and vocabulary building strategies, including context clues, to enhance understanding and aid comprehension of the meaning of texts.

7.2.4. Use prior knowledge and experiences to aid text comprehension.

Book Title: Holes

Author: Luis Sachar

Materials: paper and markers

Directions for use: Reread the section describing the yellow spotted lizard. Listen carefully and visualize the picture in your head. Read the section again concentrating on the visualization.

The parent and child will each draw out their visualization. Once finished compare your drawings, talk about similarities and differences. Compare your drawing to the description of the lizard in the novel.

Note to Parent: The yellow spotted lizard has a yellow green body, 11 yellow spots, six to ten inches long, yellow eyes circled with red, a white tongue, and black teeth.

7th Grade Supply List

Bud, Not Buddy

- Ch 1-2: paper, pencil, internet (optional)
- Ch 3-5: pencil, attached sheet
- Ch 6-7: paper, colors
- Ch 8-9: Riding the Rails documentary (optional)
- Ch 10-11: pencil, attached sheet
- Ch 12-14: paper, colors
- Ch 15-17: paper, pencil, internet
- Ch 18-19: pencil, attached sheet

Hatchet

- Before Novel: index cards, pencil, colors
- All Chapters: attached sheet, pencil
- Ch 1-3: paper, colors, and internet (optional)
- Ch 4-6: shoestring
- Ch 7-9: pencil, attached sheet
- Ch 10-12: pencil, attached sheet
- Ch 13-16: pencil, attached sheet
- Ch 17-18: number cube, game pieces, attaches game board and cards
- Ch 19: pencil, highlighter, attached sheet
- Post novel: poster board, magazines, glue, scissors, colors

Holes

- Ch 1-2: paper, pencil, colors, internet
- Ch 3-4: note cards, paper, markers
- Ch 5-7: newspaper/magazines, highlighter, paper, internet (optional)
- Ch 8-10: paper, markers
- Ch 11-14: internet
- Ch 15-20: bingo dauber, scissors, attached bingo card
- Ch 21-25: peaches, 3 lbs sugar, 1 quart vinegar, cinnamon bark, water, pot, jar
- Ch 26-30: paper, pencil
- Ch 31-35: paper, markers, internet (optional)
- Ch 36-40: paper, pencil, attached sheet
- Ch 41-46: index cards, pencil
- Ch 47-50: pencil, markers, attached sheet

Lottery Rose

- All chapters: pencil, attached sheet
- Ch 1-4: attached sheet, pencil
- Ch 5-9: paper, pencil
- Ch 10-14: paper, pencil

Where the Red Fern Grows

- Ch 1-3: US map, attached graphic organizer, pencil, computer (optional)
- Ch 4-6: novel, paper, colors
- Ch 7-9: highlighter, pencil, attached sheet
- Ch 10-12: scissors, attached cards
- Ch 13-15: paper, pencil, internet
- Ch 16-18: pencil, attached sheet
- Ch 19-20: scissors, pencil, attached sheet